

## NUCLEAR MEDICINE

Nuclear medicine uses small amounts of radioactive tracers to image different systems in the body.

Typically, these radioactive tracers are injected into the body through a vein where they travel to the part of the body being imaged.

Nuclear medicine exams are offered at our Red Deer location.

**Covered by Alberta Health Care**

**Referrals are necessary for all bookings**

**Exam Duration Varies:** See below

## PATIENT PREPARATION

### All Scans

- ✔ Dress comfortably, with loose easy to remove clothing.
- ✘ Avoid clothing with metal fasteners and zippers

### Bone Scan

- ✔ Drink 500 ml (2 cups) of water just prior to your appointment time. You may empty your bladder.
- ✘ If you have renal impairment **DO NOT** drink additional fluids. You may empty your bladder.
- ✔ You will receive an injection of a radioactive tracer and be asked to return anywhere from **2½ to 4 hours after the injection.**

When you return, imaging takes **45 minutes to 1 hour** to complete.

### HIDA Scan

- ✘ **Do not** eat or drink a minimum of **4 hours prior** to your appointment time.
- ✔ At the time of booking you may be asked to discontinue some medications.
- ✔ You will receive an injection of radioactive tracer and images will be taken over a period of time.

This exam usually takes **1½ to 2 hours** to complete, but on occasion can take up to **4 hours.**

### MUGA Scan

- ✔ There is no special preparation for this exam.
- ✔ You will receive **2 injections**, with a **20-30 minute** waiting period between them.





Imaging begins after the second injection and usually takes **45 minutes to 1 hour** to complete.

### Parathyroid Scan

- ✔ There is no special preparation for this exam.
- ✔ Please inform us if you have had prior surgery in the neck area.
- ✔ You will receive an injection of a radioactive tracer. The first set of images are taken shortly after the injection.
- ✔ The second set of images are taken approximately **2 hours after the injection.**
- ✔ Each set of images can take up to **1¼ hours.**

Total time to complete the exam is about **3 hours.**

## WHAT TO EXPECT DURING YOUR EXAM:

-  You will check in at the reception area in the basement. (Access north side of the building).
-  A technologist will call you by name and take you to the nuclear medicine department.
-  The technologist will ask you a series of questions relevant to the exam being done.
-  The technologist will explain the procedure and the timing of your exam.

## AFTER YOUR EXAM:

-  You will be free to go.

CAMIS strives to have the results sent to your referring doctor **within 24 hours**. Sometimes exams require consultation which can delay reporting. If your doctor has **not received results in 7 days**, please email [info@camiscare.ca](mailto:info@camiscare.ca) with the concern and include your Alberta Health Care number. An administrator will determine the cause of the delay and respond to you.

**CARE YOU DESERVE, RESULTS YOU TRUST.**

Find us on Facebook: @CAMISRadiology